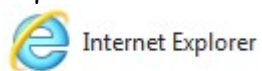


## How to create a post on our class blog.

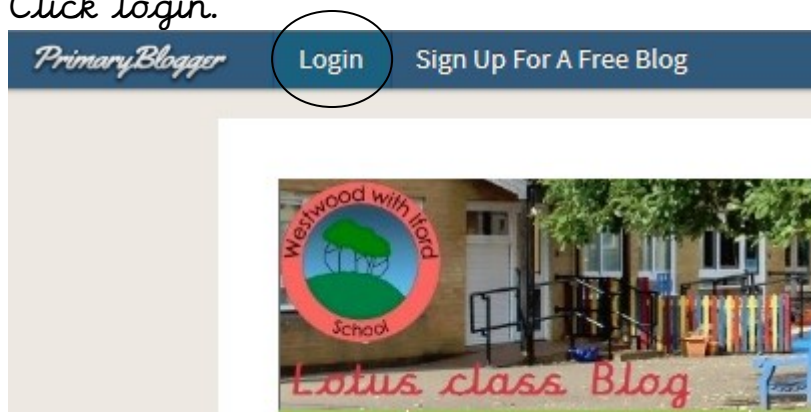
Open the internet explorer.



Type in:

lotusclass.schoolblogs.org

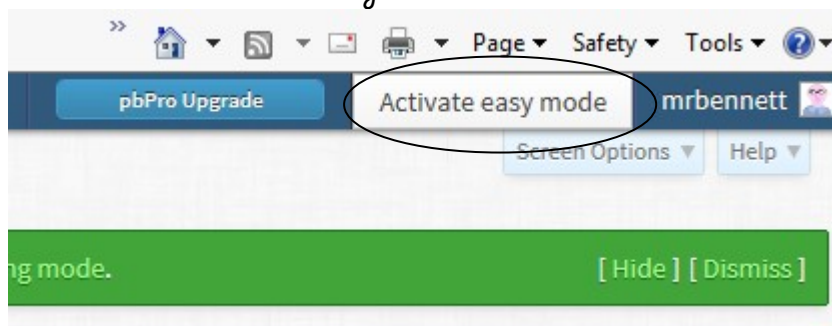
Click login.



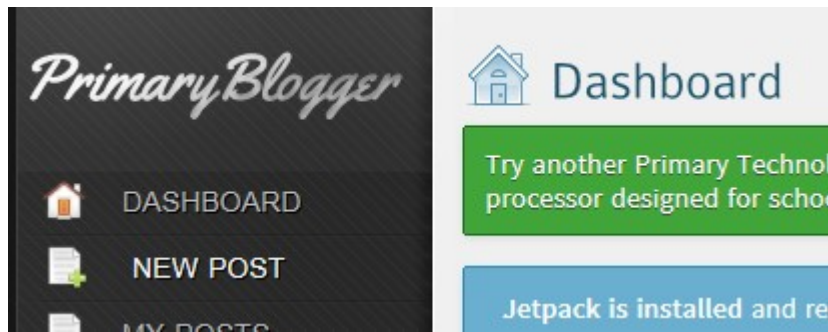
Type in your username and password and click log in.

A screenshot of the login form. It has two input fields: 'Username or Email' with the text 'mrbennett' and 'Password' with a series of dots. Below the password field is a checked checkbox labeled 'Remember Me' and a blue 'Log In' button (circled in red).

Click 'Activate easy mode'



Click on 'New Post'



*Write your post and check it. Then click on 'Submit for review'*

